

Choices - begin with the  
end in mind!

The requirements indicated in this chart are the MINIMUM requirements for a student to attain an Alberta High School Diploma. \* The requirements for entry into post-secondary institutions and workplaces may require additional and specific courses.

100 CREDITS

Including the following:

ENGLISH LANGUAGE ARTS - 30 LEVEL  
(15 credits)

(English Language Arts 30-1 or 30-2)

SOCIAL STUDIES - 30 LEVEL  
(15 credits)

(Social Studies 30-1 or 30-2)

MATHEMATICS - 20 LEVEL  
(10 credits)

(Math 20-1, Math 20-2, Math 20-3)

SCIENCE - 20 LEVEL  
(10 credits)

(Science 20, Science 24, Biology 20, Chemistry 20 or Physics 20)

PHYSICAL EDUCATION 10  
(Minimum of 3 credits)

CAREER AND LIFE MANAGEMENT  
(Minimum of 3 credits)

10 CREDITS IN ANY COMBINATION FROM:

Career and Technology Studies (CTS)

Fine Arts

Second Languages

Physical Education 20 and/or 30

Locally developed/acquired and locally authorized courses in CTS, Fine Arts, Second Languages, Knowledge and Employability occupational courses or IOP occupational courses

Knowledge and Employability courses

Registered Apprentice Program (RAP) Courses

IN ADDITION TO ENGLISH 30-1 OR 30-2 AND SOCIAL 30-1 or 30-2

ANY COMBINATION OF 10 CREDITS AT THE  
30 OR 35 LEVEL FROM THE FOLLOWING COURSES:

Locally Developed/acquired and locally authorized courses

CTS Courses

Work Experience Courses

Knowledge and Employability Courses

Registered Apprentice Program Courses

Green Certificate Specialization courses

Special Projects

Core Classes (e.g., Math, Science, English Language Arts, Social Studies)

# What do you need?

# What do you have to choose?

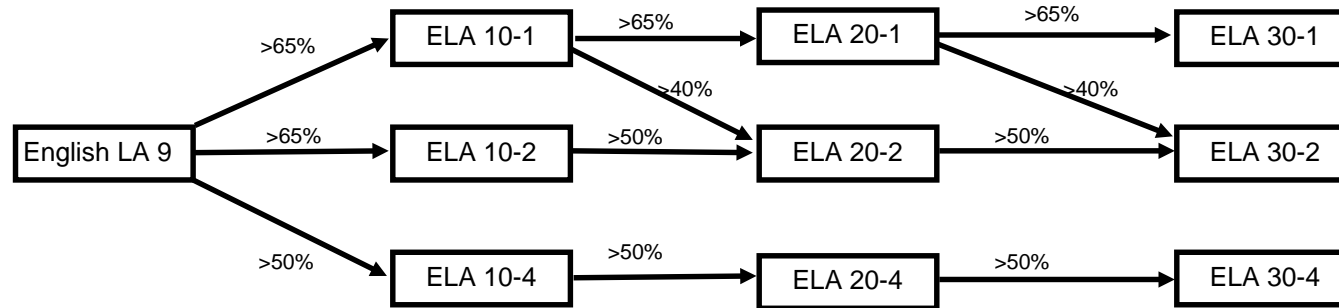
- ▶ An English class
- ▶ A Social class
- ▶ A Science class (up to the 20 level)
- ▶ A Math class (up to the 20 level)
- ▶ A PE class (up to the 10 level)
- ▶ Options

# What should you choose, in addition?

- ▶ Courses that interest you
- ▶ Courses that expand your understanding and abilities
- ▶ Courses that take you outside of your comfort zone.

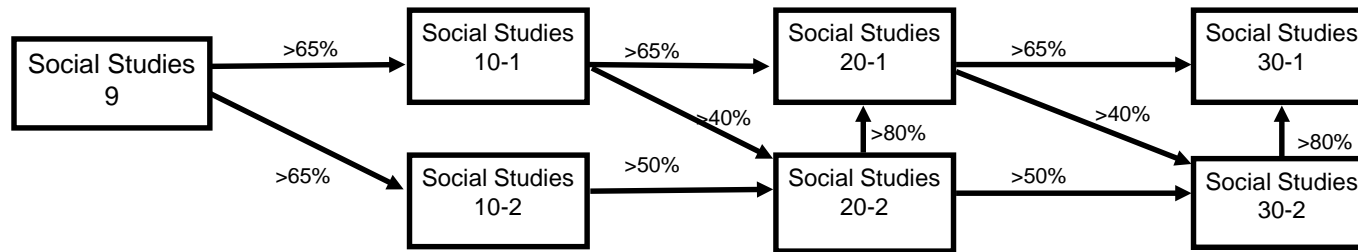
# What should you choose? It depends....

- For example - Choosing an English class.



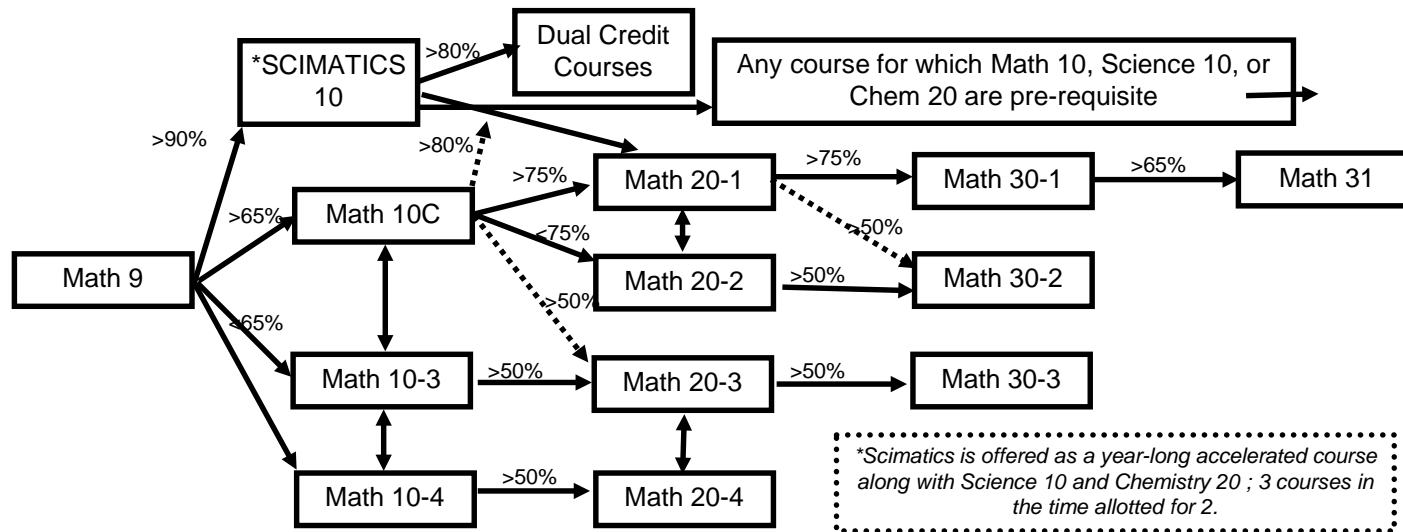
For English 30-1, consider signing up for Mr. Brown's English 30-1 combined with Personal Psychology 20!

- ▶ Choosing a Social Studies Class
- ▶ This one is easy. You don't have to choose. The teachers will help you figure out which stream is best for you as you go through.



- ▶ There are new courses to consider for next year!
  - ▶ **Social 10/Art 10 Combined:** a semestered course where students explore the themes of Globalization through various art mediums and explore the diversity of Art through the lens of Globalization.
  - ▶ **Social 20/European History/Film Production (History and Film)-** in this year long course, students will: complete a core course, a university prep-course, and learn to produce a high quality short film or documentary.

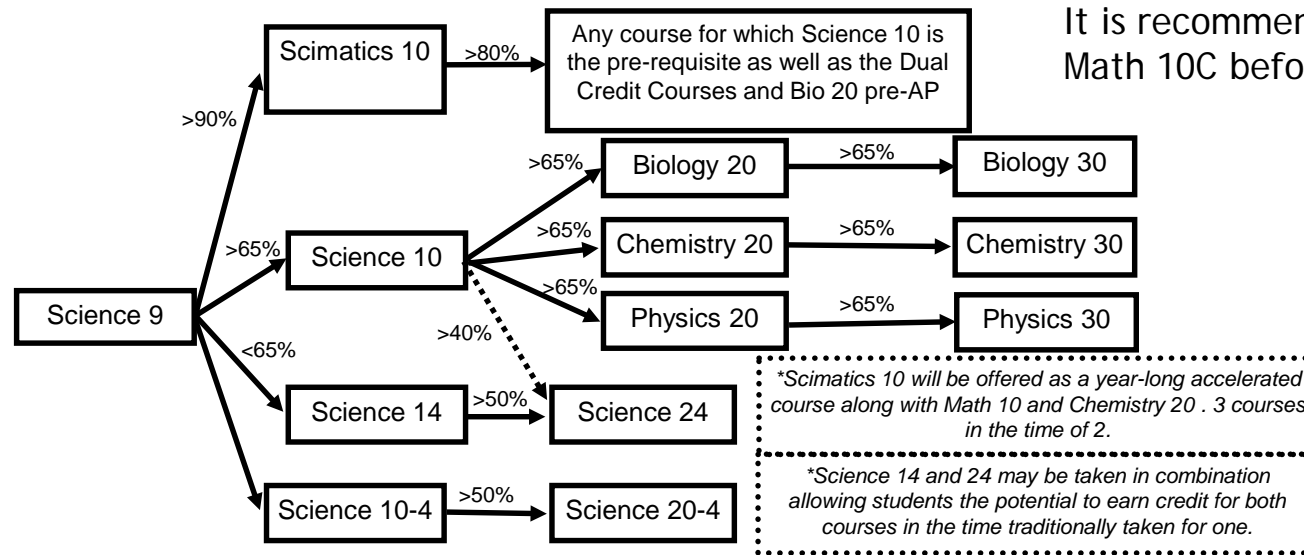
- ▶ Math is a little different. There is no -2 at the 10 level.
  - ▶ Choose Scimatics if you are highly academic and are looking for a challenge!
  - ▶ Choose Math 10C if you've done well in gr. 9 math (over 65%) and are thinking that you might want/need to take a math course in college or University (Think Engineering, Pre-med...)
  - ▶ Choose Math 10-3 if you haven't done very well in Gr. 9 math (less than 65%) and you aren't likely to have a math intensive future.



- ▶ Keep in mind that the -1 stream is considered pre-calculus and is intended for those who want to pursue a math-based university degree.

► What about Science?

- Similar to math in that there is no -2.
- Science 10 is the pre-requisite for all 20 level science courses. Choose Science 10 if you have any desire to take other higher level science courses.
- You only need up to Science 24 for your diploma. Choose Science 14 if you are unlikely to want/need Bio, Chem, or Physics.
- Choose Scimatics if you want a challenge and a jump on Grade 11 courses.



# Do I have to take PE?

Yes!

- ▶ You must have PE 10 and CALM 20 credits to graduate.
- ▶ But we have options.
  - ▶ Choose PE 10 Active Living if you just want to get the credit and get out. This course is designed to promote healthy choices and daily physical activity. This course will include CALM 20.
  - ▶ Choose regular PE if you enjoy being active everyday and would like to focus on skill development and fitness.



# Are options important?

Yes!

- ▶ They are fun.
- ▶ They let you try something new and different.
- ▶ You need 10 credits at the 30 or 35 level not including Eng. 30 or Social.
- ▶ In some cases they can be used for post-secondary entrance requirements instead.

# LCI FINE ARTS ARTS ACADEMY

- ▶ The Fine Arts (Art, Band, Choir, Drama, and Dance) develop lifetime skills such as self-discipline, concentration, and abstract and critical thinking. Students are involved as creators, performers, historians, critics, and patrons as they enhance their breadth and depth of expression and intuitive response.
- ▶ Through participation in Fine Arts courses, students will enjoy numerous performance and travel opportunities.
- ▶ Auditioned spaces are available for advanced classes in all disciplines.
- ▶ See the Fine Arts teachers for more information and select those for which you are interested in auditioning during the online registration process.

# What if you make the wrong choice?

- ▶ Choose carefully.
- ▶ Selecting a path where you will be successful is the best choice.
- ▶ Changes are possible but it's easier to make good choices from the beginning.

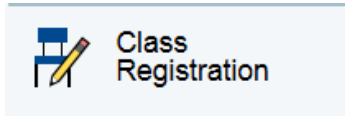

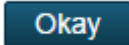
# What if you don't have the recommended pre-req?

- ▶ Talk your choices over with your advisor and teachers.
- ▶ Complete an against recommendation form.
- ▶ Work hard so that your grades don't make the choices for you.

# Registration

- Once you've made your decisions, share your plan with your parents.
- Log on to PowerSchool, select class registration and select the classes you want by following the instructions to the right. (instructions are also available on the website)
- Do this before April 28<sup>th</sup>!

## Quick PowerSchool Registrations Tutorial:

1. Log into PowerSchool ( [ps.lethsd.ab.ca](http://ps.lethsd.ab.ca) ) using your username and password.
2. Click  on the left hand side bar.
3. Click on the little pencil  on the far right of the screen
4. Click the squares on the left of the pop-up window to choose at least 5 options from the list provided. Be aware, there are two pages of options.
5. Once you've made your selections, scroll down and click  (it might say submit) at the bottom of the pop up window